


CX2.5/4(E)R1



CX2.5/4(E)R1 : 2.5 sq.mm Terminal Blocks with resistor circuit - R1 configuration

Four conductor Terminal Block available with arc suppression circuits for contractors and solenoid valves-D.C

TECHNICAL DATA

Rated Voltage	1000 V
Rated Current	1 A
Housing Material	Polymide
Standard Colour	Grey
Product Function	With Electronic Components: Diode/Resistor
Wire Entry Orientation	Top
Mounting Possibility	DIN 35/DIN 35-15 Rail
Operated by	Screwdriver
Rated Surge Voltage	8 KV
Pollution Degree	3

CONNECTION DATA

Conductor Cross Section Stranded min.	0.2 mm ²
Conductor Cross Section Stranded max.	2.5 mm ²
Conductor Cross Section AWG/Kcmil min	24 AWG
Conductor Cross Section AWG/Kcmil max	12 AWG
Conductor Cross Section Stranded with Ferrule/Lug min	0.2 mm ²
Conductor Cross Section Stranded with Ferrule/Lug max	2.5 mm ²
Conductor Cross Section Solid min	0.2 mm ²
Conductor Cross Section Solid max	4 mm ²
2 Conductors with same Cross Section Stranded with TWIN Ferrule/Lug min	0.2 mm ²
2 Conductor with same Cross Section Stranded with TWIN Ferrule/Lug max	1 mm ²
Stripping Length	10 mm

DIMENSIONS

Height with DIN 35 x 15 mm rail	45.2 mm
Height with DIN 35 x 7.5 mm rail	37.6 mm
Length	74.7 mm
Width (Thickness)	5 mm

ORDERING INFORMATION

CAT. NO.	DESCRIPTION	STD. PACK
CX2.5/4(E)R1	2.5 sq.mm Terminal Blocks with R1 resistor circuit	50

ACCESSORIES

IMAGES	CAT. NO.	DESCRIPTION	STD. PACK
	CA701-1M	Din 35 Rail unslotted 1 meter	50

ACCESSORIES

IMAGES	CAT. NO.	DESCRIPTION	STD. PACK
	CA701-2M	Din 35 Rail unslotted 2 meter	50
	CA701-2M-S	Din 35 Rail slotted 2 meter	50
	CA701-1M-S	Din 35 Rail slotted 1 meter	50

	CA701-15-1M	Din 35 Rail 15 deep unslotted 1 meter	50
	CA701-15-1M-S	Din 35 Rail 15 deep slotted 1 meter	50
	CA701-15-2M	Din 35 Rail 15 deep unslotted 2 meter	50
	CA701-15-2M-S	Din 35 Rail 15 deep slotted 2 meter	50

	CA103	EndClamp in Polyamide suitable for Din 35/Din 35-15 rails	50
--	-------	---	----

	CA202	End Clamp in Polyamide suitable for Din 35 / Din 35-15 Rails	25
--	-------	--	----

	CA104	EndClamp in Polyamide suitable for Din 35/Din 35-15 rails	50
--	-------	---	----

	EPCX2.5	End Plate in Grey Colour	50
	EPCX2.5BU	End Plate in Blue Colour	50

	PPCX4/4	Partition Plate in Grey colour	50
--	---------	--------------------------------	----

	JX2.5/2	Shorting Link for 2.5 sq mm series	100
	JX2.5/3	Shorting Link for 2.5 sq mm series	50
	JX2.5/4	Shorting Link for 2.5 sq mm series	50
	JX2.5/5	Shorting Link for 2.5 sq mm series	50
	JX2.5/6	Shorting Link for 2.5 sq mm series	50
	JX2.5/7	Shorting Link for 2.5 sq mm series	10
	JX2.5/8	Shorting Link for 2.5 sq mm series	10
	JX2.5/10	Shorting Link for 2.5 sq mm series	10
	JX2.5/20	Shorting Link for 2.5 sq.mm series	10


	CA509/K5	Blank Marking Tag	100
--	----------	-------------------	-----

	WLX2.5	Warning label suitable for 5mm wide terminal block	50
--	--------	--	----

	SCS0.5/3	Electricians Screwdriver for slotted screws	10
--	----------	---	----

	MC5	MARKER CARD 5MM PITCH WITH 84 TAGS	10
--	-----	------------------------------------	----

CX2.5/4(E)R1



connectwell
THE RIGHT CONNECTION

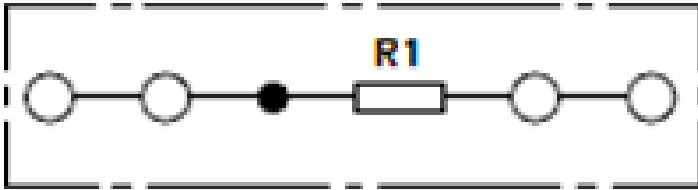
APPROVALS



NOTES

Resistor Value - R1 - 250 Ohm 1% Tolerance. The Rated current is with the use of copper (Cu) conductor/Wire

CIRCUIT DIAGRAM



RATINGS AS PER STANDARDS

STANDARDS	IEC 60947-7-1	UL 1059
Conductor Cross Section Stranded min.	0.2 mm ²	24 AWG
Conductor Cross Section Stranded max.	2.5 mm ²	12 AWG
Rated Voltage	1000 V	600 V
Rated Current	1 A	1 A