

# Q series

Q 시리즈 / Q 系列

(100x150x90 ~ 400x500x200mm)

• Feature / 특성 / 特征

1. Plastic hinge, Plastic latch
2. It is easy to removable cover and body

1. 플라스틱 힌지, 플라스틱 래치있는 제품
2. 커버, 베이스 탈부착 용이

1. 带有塑料合页与塑料锁扣的产品
2. 容易分开盒体和盒盖

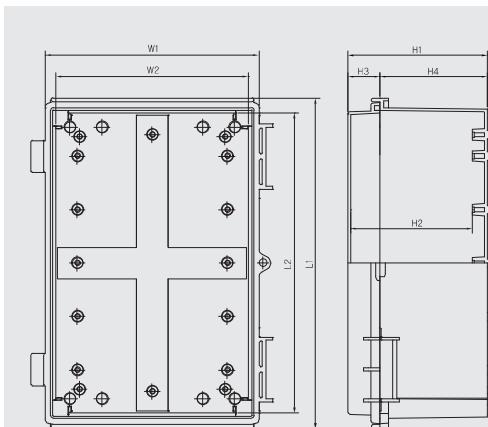
• Specification / 사양 / 产品规格说明

Temperature range / 온도영역 / 温度范围

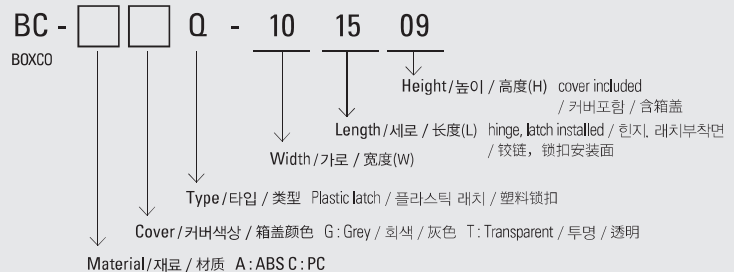
ABS : - 40 ~ + 70, PC : - 40 ~ + 110

Flammability Rating / 난연성 / 难燃性

ABS : 94-HB, PC : 94-V-0, 5VA, 94-HB











• Q Series model name / Q시리즈 모델선정방법 / Q系列 产品型号命名方法



Product model / 제품모델 / 产品型号					Mounting plate / 속판모델 / 底板型号			
Model 모델 / 型号	External diameter / 외경 / 外径			Inside diameter 내경 / 内径	Steel 철 / 金属	Plastic / 플라스틱 / 塑料		Size(mm) 사이즈 / 尺寸
	Size (W1×L1×H1/mm)	Cover (H3)	Base (H4)	Size (W2×L2×H2/mm)		G-type 사각형홀	C-type 체크형	
BC-□□Q-101509	100×150×90	20	70	82×132×78	1015SQ	1015G		74×124
BC-□□Q-151509	150×150×90	20	70	132×132×78	1515SQ	1515G		124×124
BC-□□Q-151512	150×150×120	20	100	132×132×108.5	1515SQ	1515G		124×124
BC-□□Q-162110	160×210×100	20	80	140×190×88	1621SQ	1621G		130×180
BC-□□Q-162113	160×210×130	20	110	140×190×118	1621SQ	1621G		130×180
BC-□□Q-212113	210×210×130	20	110	190×190×118.5	2121SQ	2121G		180×180
BC-□□Q-203013	200×300×130	30	100	180×280×114	2030SQ	2030G		160×260
BC-□□Q-203015	200×300×150	30	120	180×280×134	2030SQ	2030G	2030C	160×260
BC-□□Q-203018	200×300×180	30	150	180×280×164	2030SQ	2030G	2030C	160×260
BC-□□Q-253516	250×350×160	30	130	230×330×144	2535SQ	2535G	2535 C	210×310
BC-□□Q-303016	300×300×160	30	130	280×280×144	3030SQ	3030G	3030 C	260×260
BC-□□Q-304016	300×400×160	30	130	280×380×143	3040SQ	3040G	3040 C	260×360
BC-□□Q-304018	300×400×180	30	150	280×380×163	3040SQ	3040G	3040 C	260×360
BC-□□Q-354520	350×450×200	30	170	323×423×183	3545SQ	3545G		300×400
BC-□□Q-405016	400×500×160	30	130	373×473×143	4050SQ	4050G		350×450
BC-□□Q-405020	400×500×200	30	170	373×473×183	4050SQ	4050G		350×450

▶ Accessories / 액세서리 / 配件

Steel mounting plate 	Plastic mounting plate(G Plate) 	Plastic mounting plate(C Plate) 	Key ring(K40) 	Lock(SK) 	
Plastic lock(PK) 	SUS bracket(B40, 50)  B40 : Q-101509-Q-212110 (Screw : TS 4x10) B50 : (Screw : TS M5x10)		Plastic bracket(PB40, 50)  PB40 : Q-101509-Q-212113 (Screw : TS 4x12) PB50 : (Screw : TS M5x12)		Vent(V60,80) 